

exercise

4 DRAWINGS ABOUT IN 12 MINUTES



materials

4" X 6" INDEX CARDS
FLAIR PEN
TIMER → 

YOUR ASSIGNMENT:

DO 4 FULL-BODY SELF PORTRAITS-
USE the Attendance Card FORMAT

A 3ish minute song will
also work as a timing
device



DRAW YOURSELF
as

- AN ASTRONAUT IN SPACE
- TURNING INTO AN ANIMAL
- TURNING INTO A FRUIT
OR VEGETABLE (NO BANANAS)
- TURNING INTO A MONSTER

3 minutes each

DRAW FOR THE
ENTIRE TIME,
THESE ARE

"SILENT" PANELS

No words



COPY OF
STUDENT DRAWING
2018

KEEP YOUR PEN MOVING



COPY OF
STUDENT
DRAWING

about 15-20 minutes



Beginning each DRAWING SESSION WITH AN 'Attendance Card' SELF PORTRAIT HELPS US GET READY. IT WARMS UP OUR DRAWING HAND AND BRINGS THE CLASS TOGETHER.

I LIKE TO HAVE MY STUDENTS HOLD THEIR DRAWINGS UP WHEN THEY FINISH EACH ONE. I SAY



HOLD THEM SO THAT THE DRAWINGS CAN SEE EACH OTHER

FROM THE START WE REGARD THEM AS SOMETHING ALIVE.

DOING THESE FOUR DRAWINGS ON THE FIRST DAY OF CLASS IS A GOOD WAY TO SEE WHO IS in the room



COPIES OF STUDENT DRAWINGS



WHEN WE LINE UP THESE
4 DRAWINGS IN A ROW, WE
SEE SOMETHING WE COULD
CALL A DRAWING STYLE.
TO ME IT'S LIKE A VOICE
TRYING TO TELL ME
SOMETHING AND MY JOB
IS TO LISTEN BY LOOKING.

PART OF THIS CLASS IS
ABOUT LOOKING IN A WAY THAT ALLOWS
THE LINE-VOICE TO BE 'HEARD.'

THIS EXERCISE WORKS
BEST WHEN YOU DON'T KNOW
HOW YOU'LL BE DRAWING
YOURSELF UNTIL THE
MOMENT YOU BEGIN. THIS



GIVES ANOTHER
PART OF YOU
A CHANCE TO
MAKE ITSELF
KNOWN. *I like*

making a DECK OF
DRAWING PROMPTS ON
OLD PLAYING CARDS,
USING A SHARPIE.
WHICHEVER CARD I PULL
IS THE ONE I HAVE TO DRAW

DRAW YOURSELF

- SURFING WITH A SHARK
- AS A STATUE IN A MUSEUM
- IN THE HOSPITAL
- DOING SOMETHING YOU WOULD NEVER DO
- AS CONJOINED TWINS
- EATING FRIED CHICKEN
- IN THE DEEP DEEP SEA
- AT THE BEAUTY PARLOR
- AS A VIKING
- AS THE GOD OF FIRE
- IN A MARCHING BAND
- AS A FRENCH PERSON
- TUNNELING TO FREE DOM
- RIDING AN INSECT
- AS A CAVE PERSON WITH A PAL
- GETTING ARRESTED
- AS A BEARDED LADY
- SHOOTING OUT OF A VOLCANO
- DANCING WITH A POTATO
- TIGHTROPE WALKER
- VOMITING
- RUNNING FROM A GIANT SNOWBALL
- RIDING A BIRD
- DANCING SADLY
- AS GOD OF SPRING (DESS)
- CLIMBING A ROPE
- AS A LOVELY FOUNTAIN
- ENCOUNTER WITH SQUIRREL
- ESCAPING FROM JAIL
- PLAYING IN A BAD JAZZ BAND
- BEING CARRIED BY AN ALIEN
- AS A PIRATE
- AS A KID IN A COSTUME
- WITH 3 CATS
- LOST AT SEA
- AS A FRY COOK
- IN LOVE



WHEN I
TEACH, THE
FIRST THING
I DO IS TO
MAKE A

DWELLING PLACE
FOR THESE FORMS
OF LIFE. THIS MEANS
TAKING THE DRAWING
AWAY FROM ITS MA-
KER AS SOON AS IT
COMES INTO BEING.




PEOPLE CAN BE VERY
CRUEL TO THEIR OWN
DRAWINGS, AND
KINDER TOWARD
THE DRAWINGS OF
THEIR CLASSMATES,
SO ONE OF THE BEST

PLACES TO SEND A
NEW DRAWING IS
INTO THE HANDS OF
THE PERSON SITTING
NEXT TO YOU.

WE DO THIS WITH
OUR ATTENDANCE
DRAWINGS, PASSING
EACH IMAGE AROUND
THE ROOM TO SEE
WHO APPEARED
DURING THOSE THREE
OR FOUR MINUTES
WE WERE ALL
DRAWING TOGETHER.
WE HOLD AND REGARD
EACH DRAWING AS

IT'S PASSED OUR WAY,
GIVING IT THE KIND
OF LIVING CHANCE
IT NEEDS TO SURVIVE
ITS CREATOR'S DOUBT.





STUDENT DRAWINGS




NOT A SINGLE DRAWING OR LINE OF MY HANDWRITING SURVIVED MY CHILDHOOD. I SOMETIMES WONDER IF THAT'S WHY I HANG ONTO THE DRAWINGS MY STUDENTS LEAVE BEHIND.

THEY ARE SO ALIVE TO ME.



THEY GIVE ME SOMETHING IN THE WAY A SONG I LOVE GIVES ME SOMETHING I CAN'T QUITE EXPLAIN. SOMETIMES I COPY THEM. SOMETIMES I DRAW ON THEM, COLOR THEM, CUT THEM OUT. ALMOST ALL

OF THE PICTURES IN THIS BOOK ARE RESCUED IMAGES BY STUDENTS



23 July 2015



I KEEP THEIR CASUAL DRAWINGS,

- 1 Old Dresser
- 2 Screws in Drawers
- 3 Nintendo 64
- 4 Totem Pole Bird
- 5 Hair balls
- 6 White Minivan
- 7 Rusty chairs
- 8 Grinder
- 9 Black Shirt
- 10 Bag on the wall

AND THEIR STRANGE LISTS.

(I'VE HAD THIS GUY FOR YEARS)

I CAN TELL WHO DREW THIS EVEN AFTER SEVEN YEARS HAVE PASSED,



ONCE, A STUDENT ASKED ME WHY I LIKED "MESSED-UP" DRAWINGS SO MUCH.

THEY DON'T LOOK 'MESSED-UP' TO ME. THERE IS A REALNESS IN THEM THAT IS HARD TO COME BY.



AND A STRANGENESS
THAT CAN'T BE FAKED.




FOUND
ON COMICS
ROOM
FLOOR

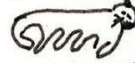
MY FAVORITE
CLASSES ARE
MADE UP OF
PEOPLE WHO ARE
COMFORTABLE
WITH DRAWING
MIXED IN WITH
PEOPLE WHO
ARE NER-
VOUS ABOUT IT.

THE
PEOPLE
WHO
THINK
THEY CAN'T
DRAW DO
THE MOST
ORIGINAL
WORK...

JFK JFK JFK
Pussy Riot PussyRiot
Meditation Music



10 SECOND CAT



8 minute comic

THOUGH AT FIRST THEY CAN'T SEE IT. THE PEOPLE
WHO CAN DRAW PICK UP A LOT OF NEW IDEAS FROM THEM.

QUESTION: WHO MADE THE FIRST COMIC?




Freedom.

THIS IS A LIBRARY


CUTTER

LIBRARY



Once upon a time there was a man. He lived in a valley. In a cabin there

THE FORLE YOU ARE INTERESTED IN



was a fish. The fish who came path she

he day not od girl e little in


she saw got som to the man, and from that day til this he has been thank ing her.

IT'S HERE



Answer:


THE FIRST KID



SECTION 1
*Are You my
Monster?*



exercise



**CLOSE YOUR EYES
AND SEE ME**

materials: PAPER, PEN, TIMER, FORTITUDE

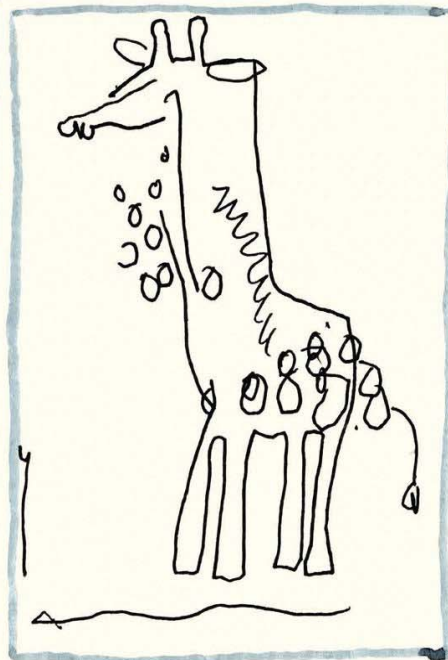
- ① SET YOUR TIMER FOR ONE MINUTE, THEN CLOSE YOUR EYES AND DRAW A BACON AND EGG BREAKFAST WITH COFFEE, TOAST, AND SILVER WARE.

DO IT AGAIN. DRAW...
A MERMAID
A GIRAFFE WITH SPOTS
THE STATUE OF LIBERTY



5 to 10 minutes

WE TEND TO LAUGH
AS WE DO THIS
EXERCISE AND
LAUGH HARDER
WHEN WE OPEN
OUR EYES, SUR-
PRISED BY WHAT
WE SEE. THERE IS
SOME RELIABLE
CHARM TO DRAWINGS
MADE THIS WAY, AND
MOST OF US CAN
SEE IT.



SOMETIMES SOME-
ONE WILL BE DIS-
MAYED BY THEIR
DRAWINGS. THEY
TAKE A LITTLE LONGER
THAN OTHERS TO
MAKE FRIENDS
WITH THE LINES
THEIR HAND NA-
TURALLY MAKES,
BUT THAT FRIEND-
SHIP WILL COME IF
THEY KEEP DRAWING

exercise



BLIND BONES

materials: PAPER, TIMER, YELLOW, ORANGE AND BLUE MARKERS, (CRAYONS OR COLOR PENCIL WILL WORK TOO)



① CLOSE YOUR EYES AND USE YOUR YELLOW MARKER TO DRAW AN ENTIRE HUMAN SKELETON IN 1 MINUTE.



② USING ORANGE, CLOSE YOUR EYES AGAIN AND DRAW ANOTHER SKELETON RIGHT ON TOP OF THE YELLOW ONE.

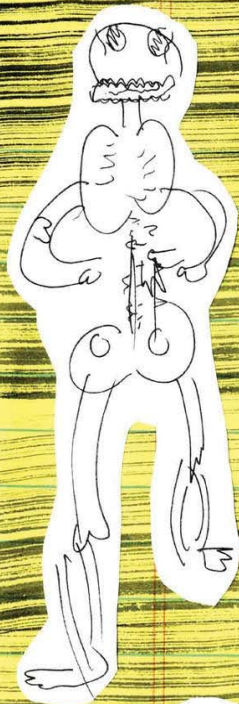
③ DO THE SAME THING USING BLUE.



I'M ALWAYS SURPRISED BY HOW ALIVE THESE DRAWINGS ARE. REPEATING AN EYES-CLOSED DRAWING THIS WAY - 3 TIMES IN PRIMARY-ISH COLORS IS NEVER A BAD IDEA, especially WHEN YOU ARE ^STUCK.

5 minutes

ALL OF THESE WERE RESCUED FROM THE TRASH, FALL 2018. AREN'T YOU GLAD TO SEE THEM?



I'M ALWAYS SURPRISED WHEN I FIND THESE DRAWINGS LEFT BEHIND OR THROWN AWAY BY THE PEOPLE WHO MADE THEM. TO ME THEY HAVE THE SAME INTENSE CHARM OF CHILDREN'S DRAWINGS. I REALLY LIKE LOOKING AT THEM. HOW IS IT POSSIBLE TO MAKE A DRAWING THAT YOU CAN'T SEE? I DON'T BELIEVE THE PEOPLE WHO MADE THESE DRAWINGS WERE ABLE TO SEE THESE LIVING LINES ONCE THEY OPENED THEIR EYES. MAYBE THEY COULD ONLY SEE WHAT WAS NOT THERE. HOW CAN A DRAWING SURVIVE THIS?



I LIKE TO DRAW
AND WRITE AT THE
SAME TIME. The
words and
pictures
arrive
together

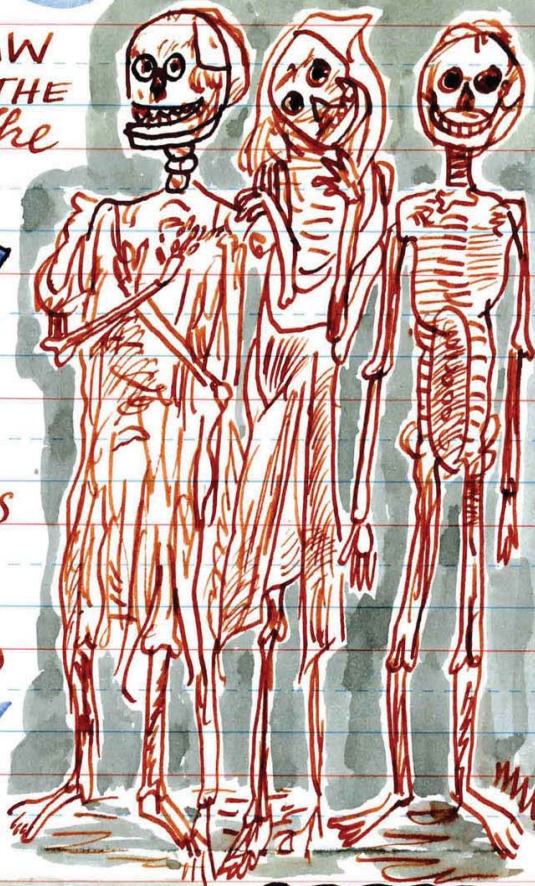


Sometimes

WHEN I'M STUCK,
I FIND A PICTURE
TO COPY - LIKE THIS
ONE CALLED "THE
THREE DEAD" FROM
THE EARLY 1300S
(BRITISH LIBRARY)



DRAWING CHANGES
THE WAY I THINK
AND SEE



COPYING LETS MY HAND
"SAY" NEW THINGS




THIS IS A 14TH CEN.
VERSION OF "THE
THREE DEAD". THEY
LOOK SO MODERN
TO ME.


They turn out
to be

THREE DECAYING
THOUGH STILL LIVELY
CORPSES ENCOUNTERED
BY THREE HUNTERS
OR THREE KINGS OR
THREE NOBLEMEN WHO
WERE HORRIFIED.

A "LETTER" FROM A FOUR YEAR OLD 2018



IT REMINDS ME OF THE HORROR SOME PEOPLE EXPERIENCE WHEN THEY DRAW THEIR FIRST PICTURES AS ADULTS. THERE IS AN URGE TO COVER THEM UP, OR DESTROY THEM COMPLETELY. PERHAPS, LIKE WITH 'THE THREE DEAD' THE ALIVENESS OF THE DRAWING IS SO AT ODDS WITH EXPECTATION AND INTENT THAT IT SEEMS GHASTLY AND MALFORMED



AND JUST HERE I THINK OF FAIRY TALES, THE MANY STORIES OF A MISUNDERSTOOD CREATURE OF HIDEOUS FORM THAT IS CHASED AWAY BY THOSE WHO ENCOUNTER IT. —

ITS TRUE FORM REMAINS UNSEEN BY RIGID SOULS, WHICH IS THE TRAGEDY.

